



Gujarat State Institutional Rating Framework (GSIRF) - 2023-24

S R LUTHRA INSTITUTE OF MANAGEMENT				SUB INDICATOR LEVEL		INDICATOR LEVEL		PARAMETER LEVEL		PARAMETER STAR RATING	OVERALL CGPA	OVERALL STARS
PARAMETER WEIGHTAGE	PARAMETER	INDICATOR	SUB-INDICATOR	POINTS AVAILABLE	POINTS SCORED	POINTS AVAILABLE	POINTS SCORED	POINTS AVAILABLE	POINTS SCORED			
30%	TEACHING, LEARNING & RESOURCES (TLR)	STUDENT STRENGTH (SS)	STUDENT STRENGTH (UG & PG)	15	15	20	18.53	100	70.3	4	4.1	5
			STUDENT STRENGTH (PHD)	5	3.53							
		FACULTY-STUDENT RATIO (FSR)	FACULTY-STUDENT RATIO (FSR)	30	20.99	30	20.99					
		FACULTY WITH PHD AND EXPERIENCE (FQE)	FACULTY WITH PHD (FQ)	10	7.78	20	16.94					
			FACULTY EXPERIENCE (FE)	10	9.16							
		FINANCIAL RESOURCES AND THEIR UTILISATION (FRU)	CAPITAL EXPENDITURE (BC)	7.5	1.94	30	13.84					
	OPERATIONAL EXPENDITURE (BO)	22.5	11.90									
30%	RESEARCH AND PROFESSIONAL PRACTICE (RP)	PUBLICATIONS (PU)	PUBLICATIONS (PU)	40	35.28	35	35.28	80	58.81	4		
		QUALITY OF PUBLICATIONS (QP)	CITATIONS	20	20	20	20					
			TOP 25 PERCENTILE HIGHLY CITED PAPERS	20	NA							
			FUNDING FROM RESEARCH PROJECT (FPR)	5	0							
		FOOTPRINT OF PROJECTS AND PROFESSIONAL PRACTICE (FPPP)	FUNDING FROM CONSULTANCY (FPC)	5	3.53	15	3.53					
	FUNDING FROM EDPs/MDPs (EP)	10	0									
20%	GRADUATION OUTCOMES (GO)	COMBINED METRIC FOR PLACEMENT AND HIGHER STUDIES (GPH)	COMBINED METRIC FOR PLACEMENT AND HIGHER STUDIES (GPH)	40	32.23			100	78.11	5		
		METRIC FOR UNIVERSITY EXAMINATIONS(GUE)	METRIC FOR UNIVERSITY EXAMINATIONS(GUE)	20	20	100	78.11					
		MEDIAN SALARY (GMS)	MEDIAN SALARY (GMS)	40	25.88							
10%	OUTREACH AND INCLUSIVITY (OI)	REGION DIVERSITY (RD)	STUDENTS FROM OTHER STATES	25	19.1	30	19.1	100	53.1	3		
			STUDENTS FROM OTHER COUNTRIES	5	0							
		WOMEN DIVERSITY (WD)	WOMEN STUDENTS (WS)	15	15	30	30					
			WOMEN FACULTY (WF)	15	15							
		ECONOMICALLY AND SOCIALLY CHALLENGED STUDENTS (ESCS)	ECONOMICALLY AND SOCIALLY CHALLENGED STUDENTS (ESCS)	20	0	20	0					
	FACILITIES FOR PHYSICALLY CHALLENGED STUDENTS (PCS)	20	4	20	4							
10%	PERCEPTION (PR)	ACADEMIC PEERS AND EMPLOYERS (PR)				100						
TOTAL SCORE									84	59.68		



Gujarat State Institutional Rating Framework (GSIRF) - 2023-24

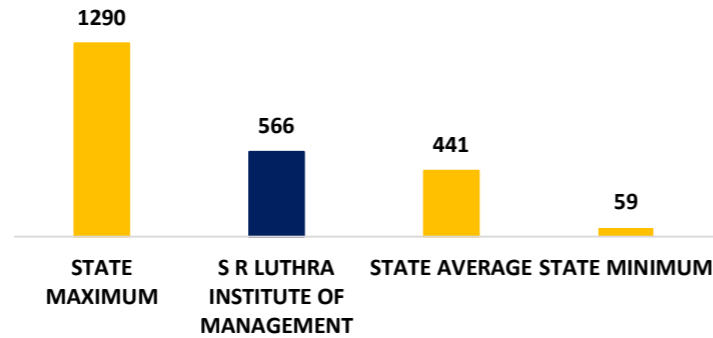
Institutional Insights

S R LUTHRA INSTITUTE OF MANAGEMENT

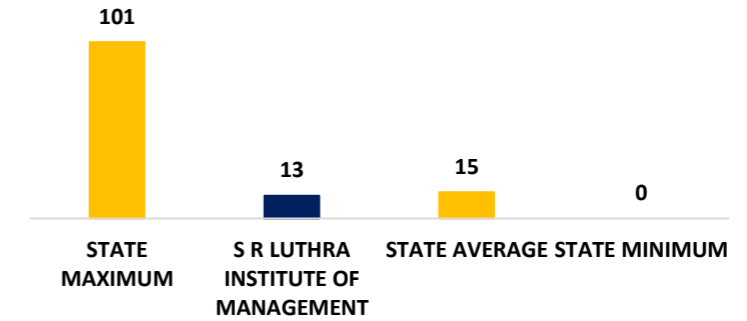
Teaching, Learning & Resources



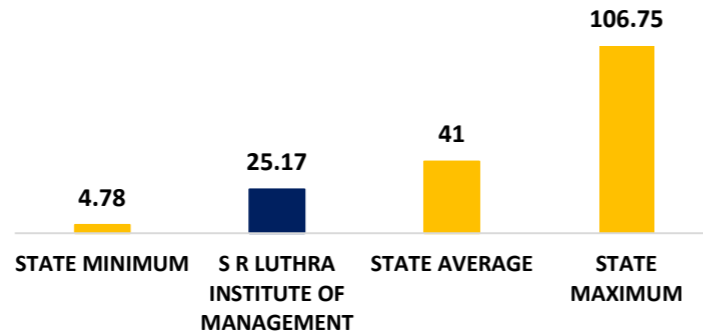
STUDENT STRENGTH (UG & PG)



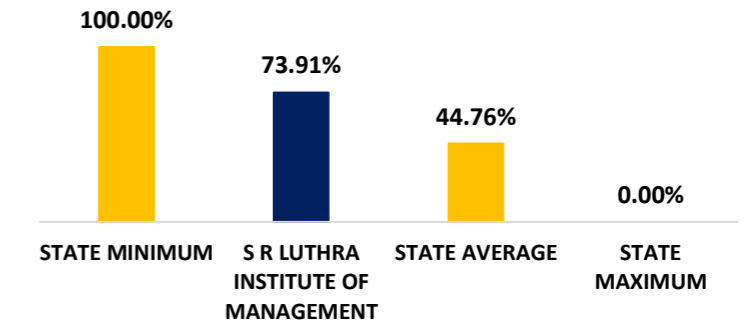
STUDENT STRENGTH (PHD)



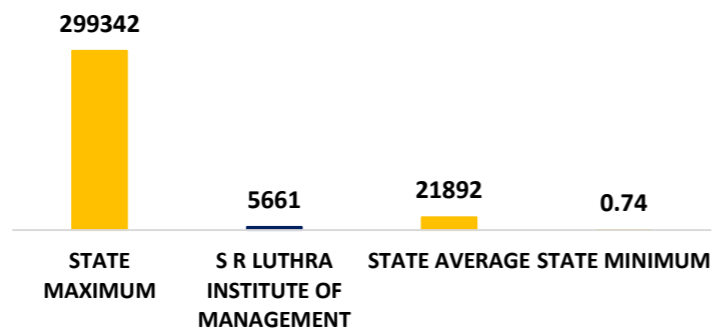
FACULTY-STUDENT RATIO (FSR)



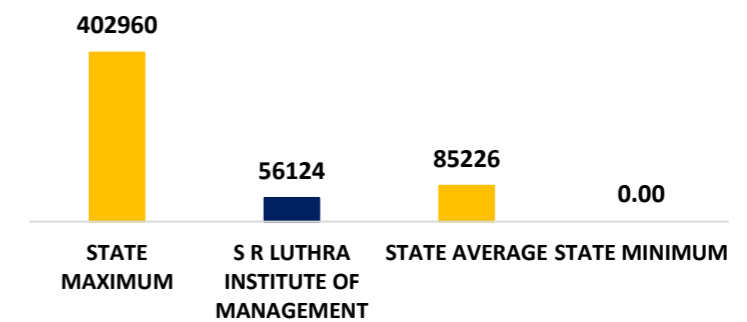
FACULTY WITH PHD (FQ)



CAPITAL EXPENDITURE PER



OPERATIONAL EXPENDITURE PER STUDENT





Gujarat State Institutional Rating Framework (GSIRF) - 2023-24

Institutional Insights

S R LUTHRA INSTITUTE OF MANAGEMENT

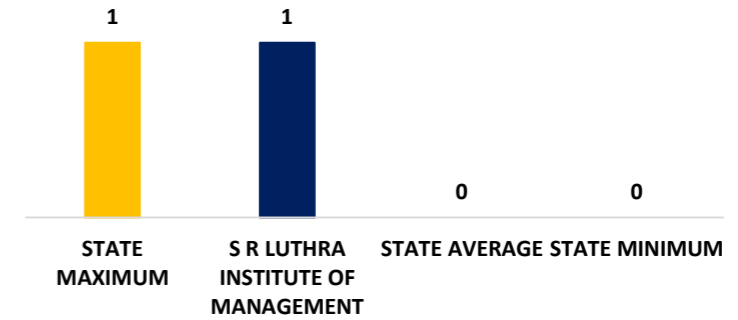
Research and Professional Practice



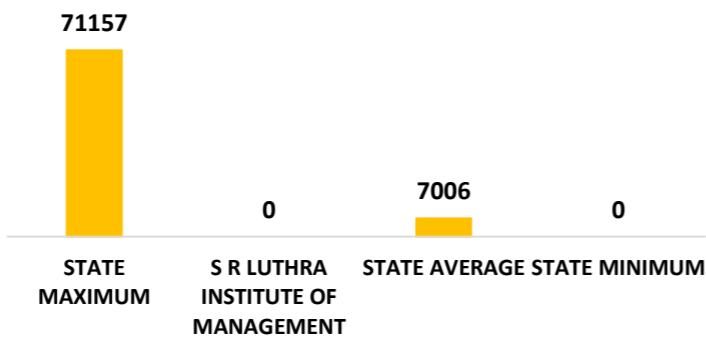
PUBLICATIONS (PU) PER FACULTY



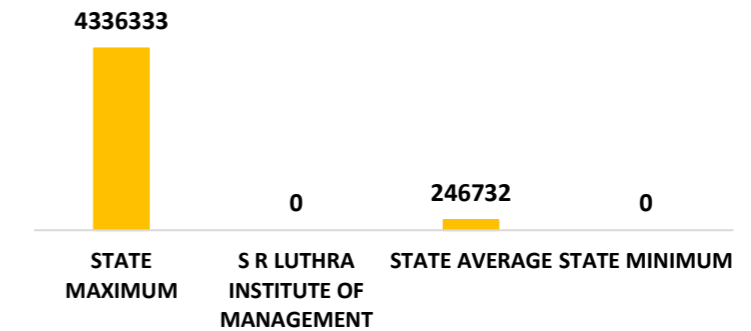
CITATIONS PER FACULTY



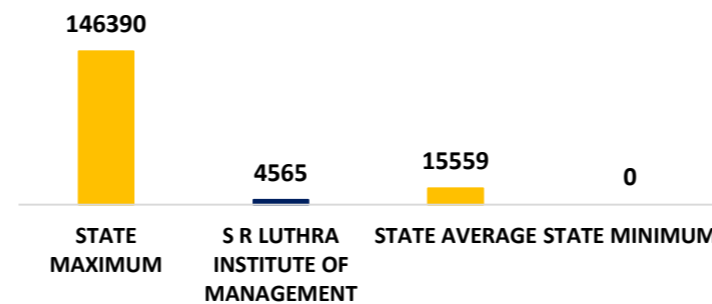
P/MDP FUNDING PER FACULTY (FP)



RESEARCH PROJECT FUNDING PER FACULTY (FPR)



CONSULTANCY FUNDING PER FACULTY (FPC)



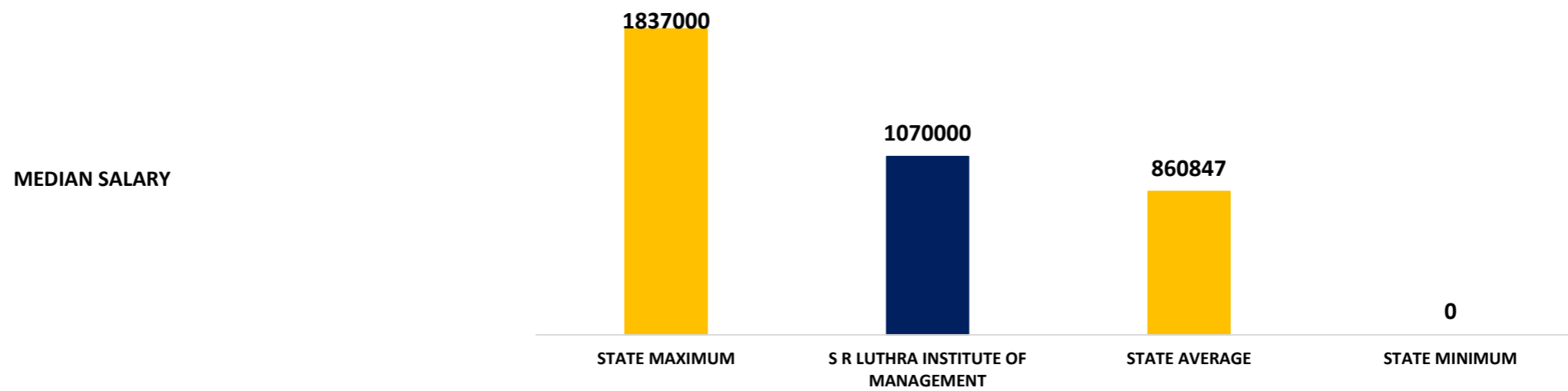
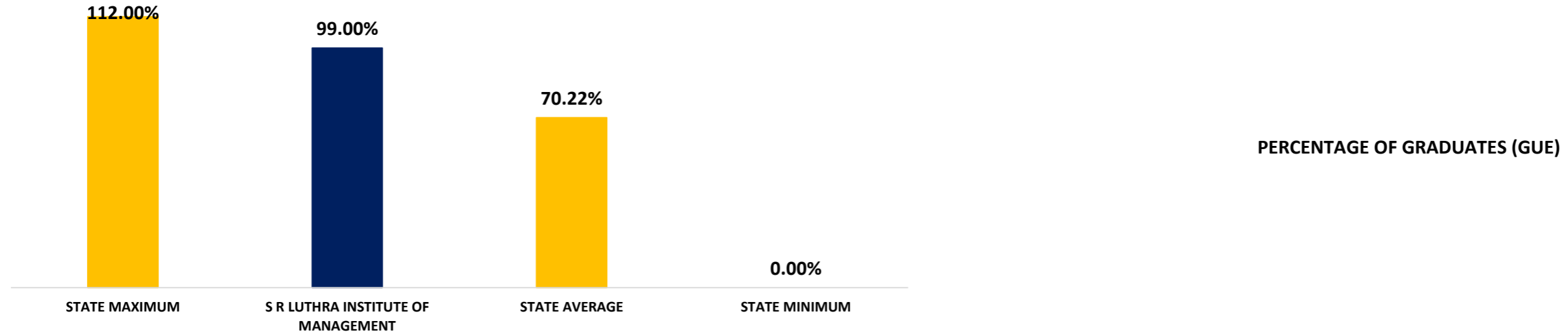


Gujarat State Institutional Rating Framework (GSIRF) - 2023-24

Institutional Insights

S R LUTHRA INSTITUTE OF MANAGEMENT

Graduation Outcome



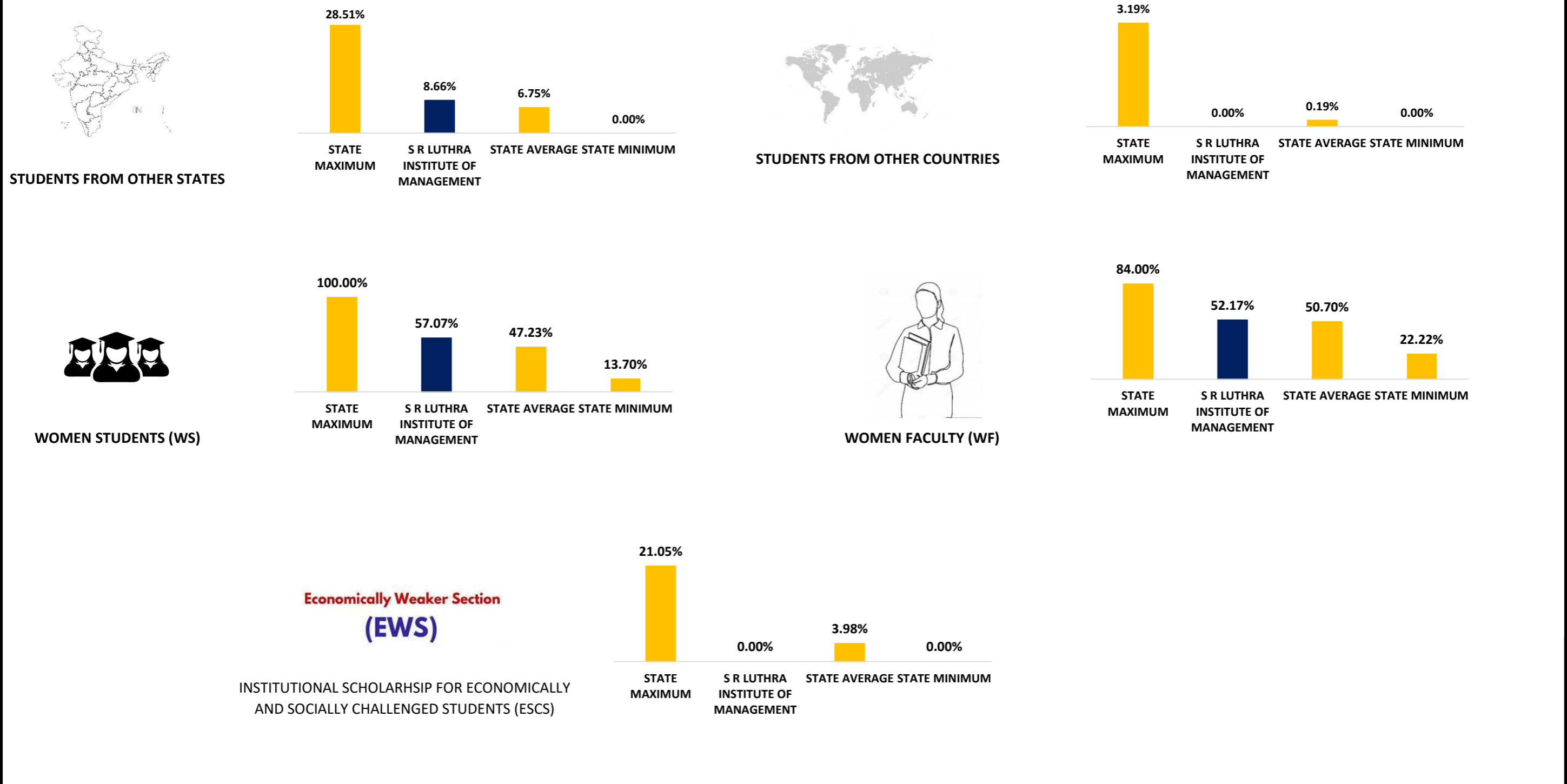


Gujarat State Institutional Rating Framework (GSIRF) - 2023-24

Institutional Insights

S R LUTHRA INSTITUTE OF MANAGEMENT

Outreach and Inclusivity



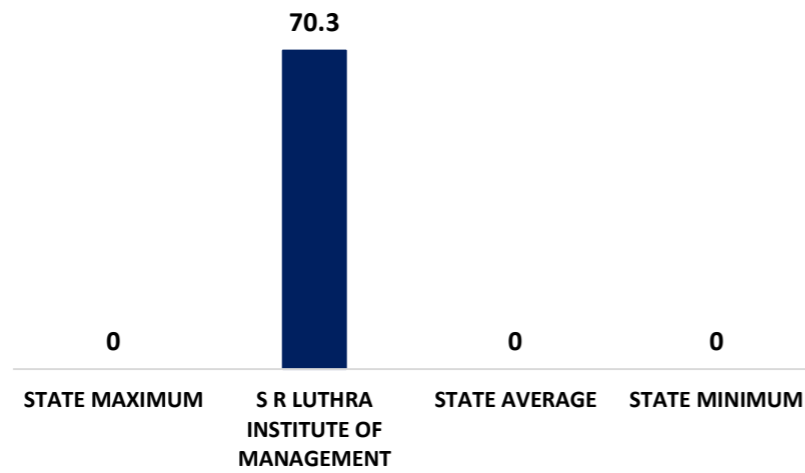


Gujarat State Institutional Rating Framework (GSIRF) - 2023-24

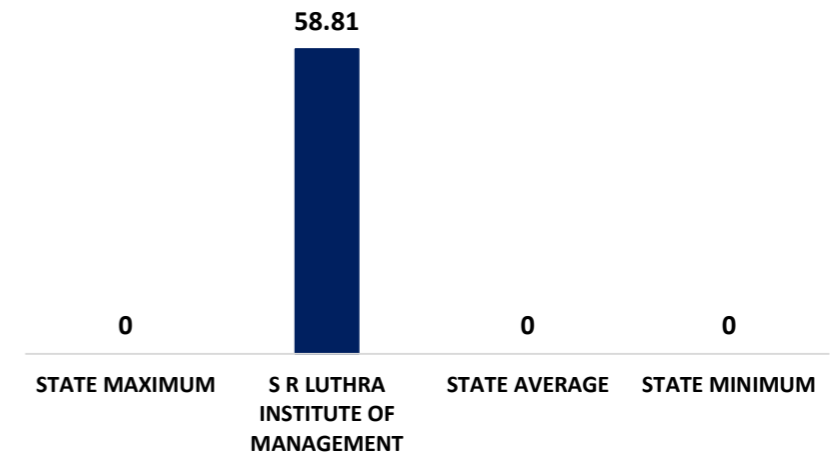
Institutional Insights

S R LUTHRA INSTITUTE OF MANAGEMENT

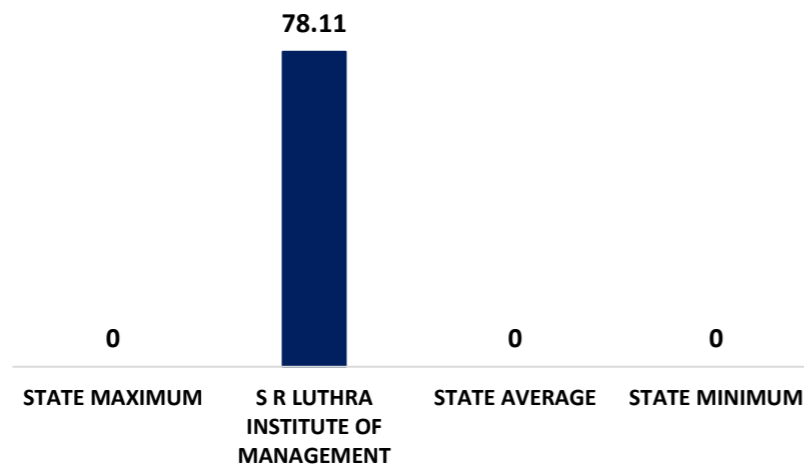
Parameter Overview



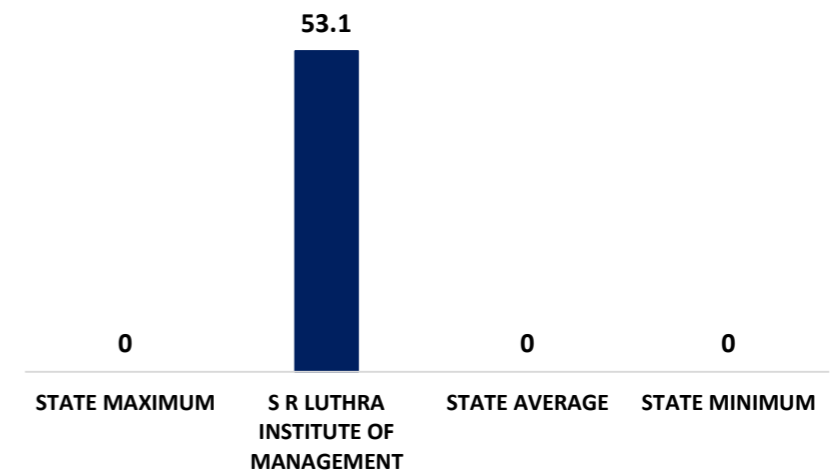
TEACHING, LEARNING & RESOURCES (TLR) SCORE



RESEARCH AND PROFESSIONAL PRACTICE (RP) SCORE



GRADUATION OUTCOMES (GO) SCORE



OUTREACH AND INCLUSIVITY (OI) SCORE